


(Untitled)

Slide 1 of 4

Regional Development Centers
1996 Parcel Counts - Conservation Use & Agricultural Preferential
Total Conservation Use Parcel Count in Georgia = 55,634
Total Ag Preferential Parcel Count in Georgia = 23,501

RDC	Conservation Use	Ag Preferential
ARC	4,581	205
CSR	4,004	3,405
CF	15,442	1,168
CGA	2,106	410
COOSA	5,748	869
GAMT	7,313	825
HEART	672	3,648
LC	1,155	852
MCT	1,621	279
MIDF	37	1,940
MIDGA	1,302	955
NGA	1,704	407
NEGA	6,254	1,691
SGA	1,832	1,752
SEGA	677	1,735
SWGA	1,186	3,360

 (Department of Revenue, 1996)



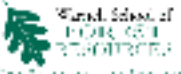
Go to slide:

(Untitled)

Slide 2 of 4

Regional Development Centers
1997 Population Estimate & % Population Change 1990-97
Georgia Total Population 1997: 7,486,242

RDC	1997 Population	% Pop. Change, 90-97
ARC	3,030,033	21
CSR	457,080	8
CF	253,484	20
CGA	520,646	14
COOSA	472,039	16
GAMT	386,571	27
HEART	238,539	7
LC	247,435	3
MCT	128,453	8
MIDF	111,906	5
MIDGA	413,527	9
NGA	167,816	18
NEGA	374,384	19
SGA	212,831	9
SEGA	131,924	10
SWGA	339,574	6

 Warnell School of Forestry
(Department of Revenue, 1996)




Go to slide:

(Untitled)

Slide 3 of 4

**Regional Development Centers
1996 Harvested Timber Assessed Value**
Georgia Total: \$635,069,464

RDC	Assessed Value
ARC	10,390,175
CSR	113,627,139
CF	23,399,325
CGA	68,027,131
COOSA	16,706,976
GAMT	8,592,559
HEART	104,037,116
LC	19,844,004
MCT	9,191,290
MIDF	21,075,689
MIDGA	34,018,059
NGA	2,503,214
NEGA	55,220,930
SGA	35,550,064
SEGA	63,064,068
SWGA	48,462,756

 Warnell School of FORESTRY RESOURCES
(Department of Revenue, 1996)



Go to slide:

(Untitled)

Slide 4 of 4

1996 Total Landowner Tax Savings from Conservation Use & Agriculture Preferential

Georgia Total: \$31,674,150

RDC	Tax Savings
ARC	7,056,738
CSR	1,793,994
CF	956,919
CGA	995,229
COOSA	2,191,694
GAMT	5,764,372
HEART	638,921
LC	714,051
MCT	1,063,820
MIDF	385,206
MIDGA	946,496
NGA	796,734
NEGA	5,421,181
SGA	1,204,345
SEGA	429,599
SWGA	1,304,851



(Department of Revenue, 1996)



Go to slide: